

---

Volume 3 Number 2

ISSN 2217-2661

2012

International Journal of  
**INDUSTRIAL ENGINEERING  
AND MANAGEMENT**

---

**IJIEM**

---



UNIVERSITY OF NOVI SAD - SERBIA



FACULTY OF TECHNICAL SCIENCES



DEPARTMENT OF  
INDUSTRIAL ENGINEERING AND MANAGEMENT

**INTERNATIONAL JOURNAL OF INDUSTRIAL ENGINEERING AND MANAGEMENT  
(IJIEM)**

---

ISSN 2217-2661

**INTERNATIONAL JOURNAL OF  
INDUSTRIAL ENGINEERING AND MANAGEMENT**

Vol. 3, No. 2, 2012.

---

IJIEM

# INTERNATIONAL JOURNAL OF INDUSTRIAL ENGINEERING AND MANAGEMENT (IJIEM)

ISSN: 2217-2661  
Volume 3, Number 2, 2012.

Circulation: 100 copies  
Journal is published quarterly  
Publisher:

UNIVERSITY OF NOVI SAD,  
FACULTY OF TECHNICAL SCIENCES,  
DEPARTMENT OF INDUSTRIAL ENGINEERING AND MANAGEMENT

Adress (Service Center for orders, subscriptions, address changes): Trg Dositeja Obradovića 6, 21000 Novi Sad, Serbia  
Phone: +381214852153; Fax: +38121459536; Email: [ijiem@uns.ac.rs](mailto:ijiem@uns.ac.rs); URL: [http://www.iim.ftn.uns.ac.rs/ijiem\\_journal.php](http://www.iim.ftn.uns.ac.rs/ijiem_journal.php)

#### Editor:

Prof. Dragutin Zelenović, University of Novi Sad, Novi Sad, Serbia

#### Editorial Board:

Prof. Dragana Bečejski Vujaklija,  
*University of Belgrade, Belgrade, Serbia*  
Prof. Ivan Beker, *University of Novi Sad, Novi Sad, Serbia*  
Prof. Branislav Borovac,  
*University of Novi Sad, Novi Sad, Serbia*  
Prof. Borut Buchmeister,  
*University of Maribor, Maribor, Slovenia*  
Prof. Ilija Čošić, *University of Novi Sad, Novi Sad, Serbia*  
Prof. Franc Čuš, *University of Maribor, Maribor, Slovenia*  
Prof. Larry Elwood,  
*Galway-Mayo Institute of Technology, Galway, Ireland*  
Prof. Valentina Gečevska,  
*University of Skopje, Skopje, FJRM*  
Prof. Nikola Gradojević,  
*Lakehead University, Ontario, Canada*  
Prof. Gradimir Ivanović,  
*University of Belgrade, Belgrade, Serbia*  
Prof. Branislav Jeremić,  
*University of Kragujevac, Kragujevac, Serbia*  
Prof. Branko Katalinić,  
*Viena University of Technology, Viena, Austria*  
Prof. Kiril Kravčenko,  
*D. Mendeleev University of Chemical Technology, Moscow, Russia*  
Prof. Cvijan Krsmanović,  
*University of Novi Sad, Novi Sad, Serbia*

Prof. Franco Lombardi, *Politecnico di Torino, Torino, Italy*  
Prof. Gerard MacMichael,  
*Galway-Mayo Institute of Technology, Galway, Ireland*  
Ass. prof. Gordana Ostojić, *University of Novi Sad, Novi Sad, Serbia*  
Prof. Rado Maksimović,  
*University of Novi Sad, Novi Sad, Serbia*  
Prof. Marina Mijanović Markus,  
*University of Montenegro, Podgorica, Montenegro*  
Prof. Slobodan Milojković,  
*University of East Sarajevo, Sarajevo, Bosnia and Hercegovina*  
Prof. Pavle Mogin,  
*Victoria University of Wellington, Wellington, New Zealand*  
Prof. Dragan Mrkšić, *University of Novi Sad, Novi Sad, Serbia*  
Prof. Yoshihiko Nakamura, *University of Tokyo, Tokyo, Japan*  
Prof. Michael Poli,  
*Stevens Institute of Technology, New Jersey, USA*  
Prof. Dragutin Stanivuković,  
*University of Novi Sad, Novi Sad, Serbia*  
Prof. Stevan Stankovski,  
*University of Novi Sad, Novi Sad, Serbia*  
Prof. Miodrag Stojilković, *University of Niš, Niš, Serbia*  
Prof. Dragan Šešlija, *University of Novi Sad, Novi Sad, Serbia*  
Prof. Dušan Šormaz, *Ohio State University, Athens, USA*  
Prof. Zorica Uzelac, *University of Novi Sad, Novi Sad, Serbia*  
Prof. Ivica Veža, *University of Split, Split, Croatia*  
Prof. Henry Zhang, *Purdue University, West Lafayette, USA*

#### Issue editor:

Prof. Mladen Radišić, University of Novi Sad, Novi Sad, Serbia

#### Editorial Administrators:

Dr Milovan Lazarević, *University of Novi Sad, Novi Sad, SER*  
Msc Željko Tekić, *University of Novi Sad, Novi Sad, SER*  
Sonja Dudić, *University of Novi Sad, Novi Sad, SER*  
Translation: *Vesna Bogdanović*

#### CIP classification

CIP - Каталогизација у публикацији  
Народна библиотека Србије, Београд  
658.5+005  
INTERNATIONAL journal of industrial  
engineering and management / editor Dragutin  
Zelenović. - Vol. 3, no. 2 (2012) - .  
- Novi Sad (Trg Dositeja Obradovića 6):  
University of Novi Sad, Faculty of Technical Sciences,  
Department of Industrial Engineering and Management,  
2012 - (Novi Sad: Grafic Center GRID). - 28 cm

Tromesečno  
ISSN 2217-2661 = International journal of  
industrial engineering and management  
COBISS.SR-ID 176081932

Printed by:  
FTN, Graphic Center GRID, Novi Sad, Serbia

## Contents

1. Platts M. J. ....	47
<b><i>Emotional Dynamics of Student Projects</i></b>	
2. Blomkvist P. and Uppvall L. ....	53
<b><i>A Chain is only as Strong as its Weakest Link: Managing Change in the Curriculum of Industrial Management Education</i></b>	
3. Okkola T. and Kässi T. ....	67
<b><i>Designing an Industrial Management Curriculum, Overcoming Obstacles</i></b>	
4. Lima R M., Mesquita D., Amorim M., Jonker G. and Flores M.A. ....	75
<b><i>An Analysis of Knowledge Areas in Industrial Engineering and Management Curriculum</i></b>	
5. Amorim M., Pimentel C. and Rosa M. J. ....	83
<b><i>IEM Graduates Transition to the Labour Market: The Importance of Internships</i></b>	
6. Štefanić N., Tošanović N. and Hegedić M. ....	93
<b><i>Kaizen Workshop as an Important Element of Continuous Improvement Process</i></b>	
7. Nikolić A., Blagojević M., Živković M., Aleksić A. and Savić S. ....	99
<b><i>Software Technologies for the Analysis of Blood Flow in the Human Body</i></b>	
8. Brustolin F. and Jonker G. H. ....	105
<b><i>Research in Industrial Engineering and Management: An Explorative Survey among Seven European IEM Departments</i></b>	
9. Sando S. and Ferenčak M. ....	113
<b><i>ALUMNI Indicator as a Criterion for Evaluating the Quality of Academic Institutions</i></b>	

UDK: 616.1:004

## Software Technologies for the Analysis of Blood Flow in the Human Body

**Aleksandar Nikolic**

Research Assistant, Faculty of Engineering Kragujevac, Sestre Janjic 6, Serbia, dziga@kg.ac.rs

**Milan Blagojevic**

Research Assistant, Faculty of Engineering Kragujevac, Sestre Janjic 6, Serbia, blagoje@kg.ac.rs

**Miroslav Zivkovic**

Full Professor, Faculty of Engineering Kragujevac, Sestre Janjic 6, Serbia, zile@kg.ac.rs

**Aleksandar Aleksic**

Research Assistant, Faculty of Engineering Kragujevac, Sestre Janjic 6, Serbia, aaleksic@kg.ac.rs

**Slobodan Savic**

Associate Professor, Faculty of Engineering Kragujevac, Sestre Janjic 6, Serbia, ssavic@kg.ac.rs

Received (06 April 2012); Revised (17 May 2012); Accepted (06 June 2012)

### Abstract

*This paper presents an overview on software technologies used in study of blood flow in the human body. Basic equations of fluid flow are presented and the basis for creating an independent software package PAK-F for the calculation of viscous fluid flow. The carotid artery bifurcation fluid flow simulations are compared by software PAK-F and COMSOL Multiphysics in the case study. Geometry of the carotid artery bifurcation is obtained through the analysis of images from CT scanner. Finite element model is created on real 3d geometry model. Presented numerical results show that developed software PAK-F corresponds well with results from COMSOL Multiphysics.*

**Key words:** bifurcation, blood flow, fem, wall shear stress

### 1. INTRODUCTION

Biomechanics is a relatively new scientific area that has emerged from several scientific areas such as medicine, engineering, computational science. Expansion of the computer sciences brings biomechanics to a new level higher than the level of about 20 years ago. Software programs for the management of biomechanical characteristics have evolved along with computers. In recent years there are more software programs that are based on calculations of blood flow in arteries, air flow in the lungs and stress conditions in human skeletal system. Good management of these technologies may lead to research improvement but also to cutting costs of research, increasing the field of application, etc.

Atherosclerosis is one of the most widespread diseases that affecting blood vessels in the human body. The studies presented in [1-5] shows that very responsible are hemodynamic factors such as low or reversed wall shear stress. Computational fluid dynamics (CFD) is an area of fluid dynamics that can be applied to study the hemodynamic factors in human body.

The software package COMSOL Multiphysics (www.comsol.com) is one of the newer software that deals with coupled multiphysical problems. It contains many modules for study of fluid flow from module for

laminar flow, turbulent flow, module for fluid flow through porous media and fluid-structure interaction. The nature of this software package enables easy handling and using the interface.

The software package PAK-F [6] was developed at the Laboratory for Engineering Software, Faculty of Engineering, Kragujevac. It consists of modules for steady and transient incompressible fluid flow with heat transfer. It is based on finite element method and on the fundamental equations of viscous fluid flow. The reason for development of domestic software in addition to other relevant software is based on cost effectiveness and the possibility of upgrading the software in terms of solving biomechanical problems. To create an analysis file for software PAK-F, it is necessary to create a model in any pre-processors such as GID, FEMAP, CATIA etc. After fluid flow analysis results are printed in a form that can be post-processed in other software such as FEMAP, GiD, Paraview, IDEAS, PAK-G, etc.

This paper is structured as follows: basic equations of incompressible fluid flow and the development of software PAK-F are given in the sections 2 and 3. In the section 4 – the case study, the blood flow through carotid artery bifurcation is presented which has intention to investigate capabilities and performances of software package PAK-F comparing them with

COMSOL Multiphysics. Section 5 gives conclusions and directions for improvement of managing software in the sense of needs of research and software performances.

The main goal of this paper is to confirm that software PAK-F is qualitative tool for scientific research with capabilities that corresponds to the well known software packages such is COMSOL Multiphysics.

### 2. BASIC EQUATIONS OF INCOMPRESSIBLE FLUID FLOW

Basic differential equations that governing the flow of an incompressible fluid [7-9] are the Navier-Stokes equations given by expressions:

$$\rho \left( \frac{\partial v_i}{\partial t} + v_{i,j} v_j \right) + p_{,i} - \mu v_{i,jj} - f_i^V = 0 \quad (1)$$

$$v_{i,i} = v_{1,1} + v_{2,2} + v_{3,3} = 0 \quad (2)$$

Equation (1) represents the second Newton's law applied to the mass of fluid in control volume and (2) represents the continuity equation of fluid flow. In previous equations  $\rho$  is the fluid density,  $v$  is velocity of fluid,  $p$  is pressure of fluid,  $\mu$  is dynamic viscosity and  $f_i^V$  is volume forces. Using Galerkin method, with appropriate interpolation functions:

$$v_i = h_I V_i^I \quad I = 1, 2, \dots, N \quad (3)$$

$$p = \hat{h}_I P_I \quad I = 1, 2, \dots, M \quad (4)$$

and integration by volume of finite element, a matrix form of equations (1) and (2) is obtained such as:

$$\mathbf{M} \dot{\mathbf{V}} + \mathbf{K}_{vv} \mathbf{V} + \mathbf{K}_{vp} \mathbf{P} = \mathbf{F}_v \quad (5)$$

$$\mathbf{K}_{vp}^T \mathbf{V} = 0 \quad (6)$$

Components of this matrix and vectors are:

$$\bar{\mathbf{M}}_{IJ} = \rho \int_V h_I h_J dV \quad (7)$$

$$(\bar{\mathbf{K}}_{vv})_{IJ} = \int_V h_I v_j h_{J,j} dV + \int_V \mu h_{I,j} h_{J,j} dV \quad (8)$$

$$(\mathbf{K}_{vpi})_{IJ} = - \int_V h_{I,i} \hat{h}_j dV \quad (9)$$

$$(\mathbf{F}_{vi})_I = \int_V h_I f_i^V dV + \int_S h_I (-p \delta_{ij} + \mu v_{i,j}) n_j dS \quad (10)$$

By grouping equations (5) and (6), system of differential equations is presented as:

$$\begin{bmatrix} \mathbf{M} & 0 \\ 0 & 0 \end{bmatrix} \begin{bmatrix} \dot{\mathbf{V}} \\ \dot{\mathbf{P}} \end{bmatrix} + \begin{bmatrix} \mathbf{K}_{vv} & \mathbf{K}_{vp} \\ \mathbf{K}_{vp}^T & 0 \end{bmatrix} \begin{bmatrix} \mathbf{V} \\ \mathbf{P} \end{bmatrix} = \begin{bmatrix} \mathbf{F}_v \\ 0 \end{bmatrix} \quad (11)$$

which can be written in the following form:

$$\hat{\mathbf{M}} \dot{\mathbf{U}} + \hat{\mathbf{K}} \mathbf{U} = \mathbf{F} \quad (12)$$

The system of equations (12) is a symmetrical system of nonlinear differential equations of first order by unknown values in nodes  $\mathbf{V}$  and  $\mathbf{P}$ . The matrix  $\mathbf{K}_{vv}$

(8) is nonlinear, since it depends on velocity. Wall shear stress is a hemodynamic factor which have great importance to study the problem of blood flow. In this case wall shear stress is calculated based on equation:

$$\tau_w = -\mu \left. \frac{\partial \mathbf{u}_t}{\partial \mathbf{n}} \right|_{wall} \quad (13)$$

where  $\tau_w$  is wall shear stress,  $\mathbf{u}_t$  is tangential velocity and  $\mathbf{n}$  is the direction of a unit vector normal to the wall at the moment.

### 3. DEVELOPMENT OF SOFTWARE PAK-F

The software package PAK-F consists of modules for steady and transient incompressible fluid flow with heat transfer. It is developed on finite element method and it corresponds to the fundamental equations of viscous fluid flow. Programming language FORTRAN which is especially suited for numeric computation and scientific computing was used in order to develop basic subroutines of PAK-F. The global algorithm that describes software PAK-F is shown in Fig. 1.

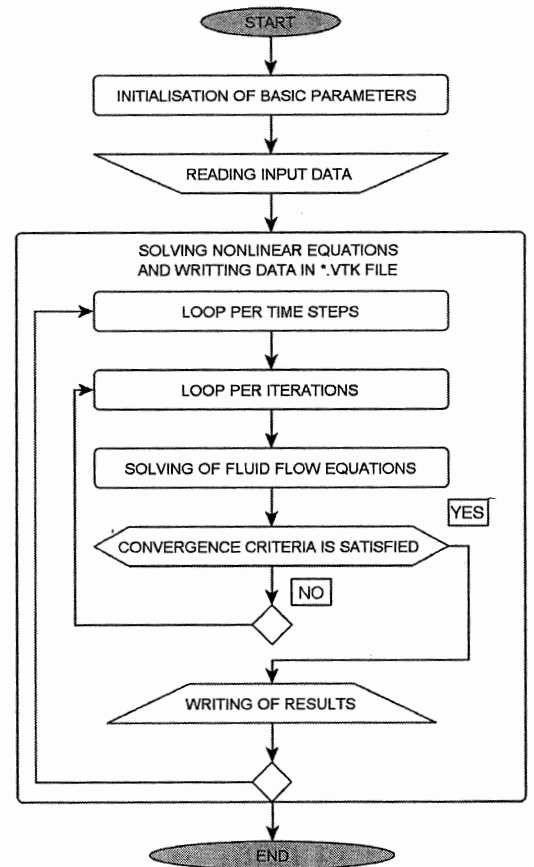


Figure 1. Global algorithm of software PAK-F

At the beginning of the program basic parameters related to fluid flow and load inputs is initialized. The program contains the main loop with time steps. Within this loop there is loop by iterations. Solving nonlinear equations of fluid flow (12) is performed iteratively. The size of unbalanced loads is determined in every iteration and it corresponds to the increments of speed

and pressure. This procedure continues until convergence criteria are not satisfied or until corresponding increments of displacements and pressures are not become enough small. After this, PAK-F presents the obtained results that can be post processed in several file formats such as FEMAP neutral file, IDEAS graphics file, VTK Paraview format.

**4. CASE STUDY: COMPARISON OF SOFTWARE PACKAGES USED FOR SIMULATING BLOOD FLOW**

Simulation of blood flow through the carotid artery in human body was carried out on a realistic three-dimensional geometry.

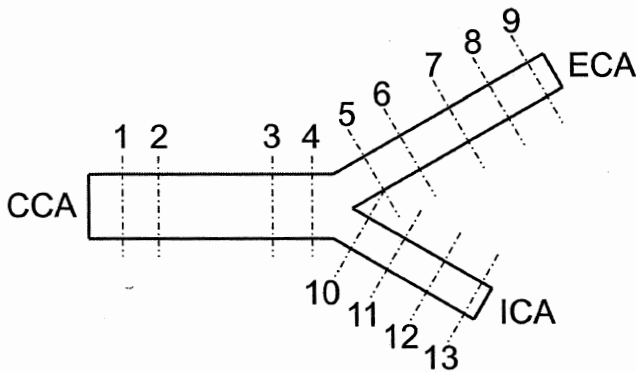


Figure 2. Schematic model of carotid artery bifurcation

The geometry of the artery is obtained by images from CT scanner using STL and CAD programs. A schematic model of the carotid bifurcation is shown in Fig. 2. The division of the geometric model is built by typical cross sections shown in Fig. 2.

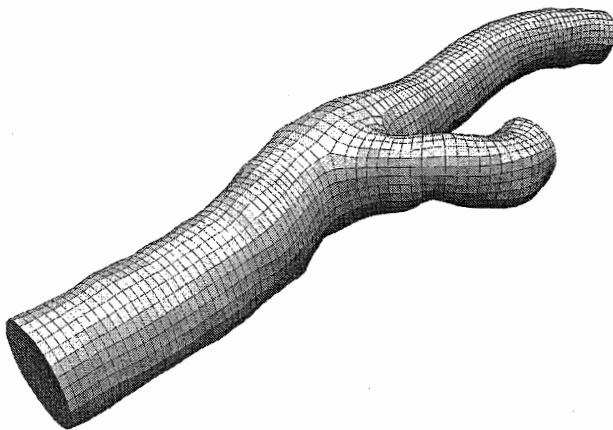


Figure 3. FEM model of carotid artery bifurcation

Mesh of finite elements was created by parametric modeling software and in proper format exported for simulating in softwares PAK-F and COMSOL Multiphysics. Finite element model contains 18706 elements with 20720 nodes (Fig. 3).

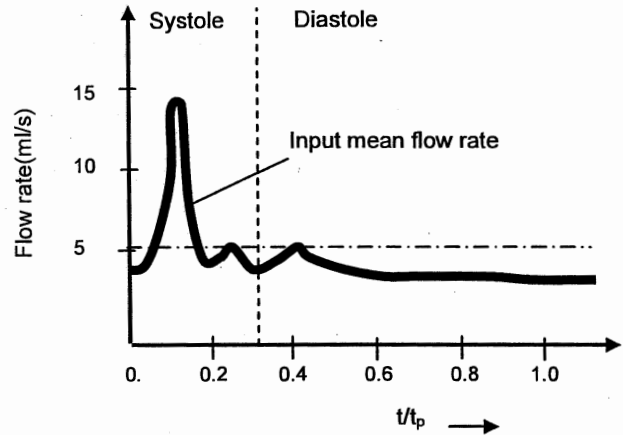


Figure 4. Input flow waveform for one pulse cycle

Time function that was used is a standard phase of systole and diastole of one cardiac cycle in human body (Fig.4).

The boundary conditions for the calculation model are:

- inlet velocity profile is parabolic 3d inlet like a fluid flow through a circular tube,
- on the walls of the artery fluid velocity is set to zero (no-slip condition) and
- on the output side of artery surface forces are set to zero.

**4.1. Results of simulation in software PAK-F**

The calculation was performed in 30 steps (10 by 0.02s and 20 by 0.03s which gives in total 0.8s). According to the literature [10-13] following input data is used: the average flow velocity in the inlet  $v_{mean} = 16.9 [cm/s]$ , density of blood is  $\rho = 1050 [kg/m^3]$  and coefficient of dynamic viscosity is  $\mu = 0.003675 [Pa \cdot s]$ . Results obtained by PAK-F are printed in \*. vtk file as described in [14]. Figs. from 5 to 10 shows the results of velocity field and wall shear stress.




Figure 5. Velocity field in step 01 obtained by PAK-F




Figure 6. Velocity field in step 03 obtained by PAK-F

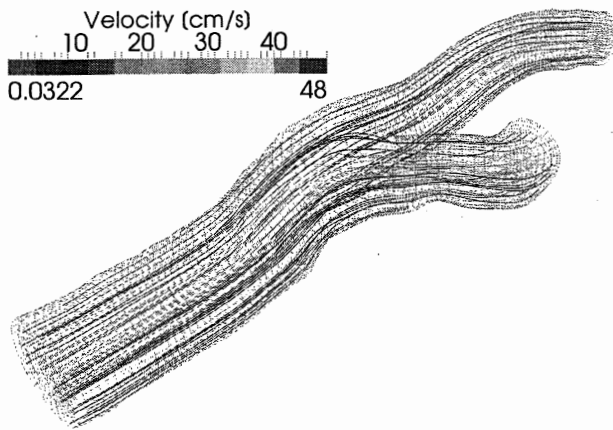


Figure 7. Velocity field in step 05 obtained by PAK-F

Fluid velocity is changed depending on the region that is being observed on carotid artery bifurcation. On the internal carotid artery (ICA) it can be seen where there is a narrowing of blood vessels it leads to increased blood flow velocity.

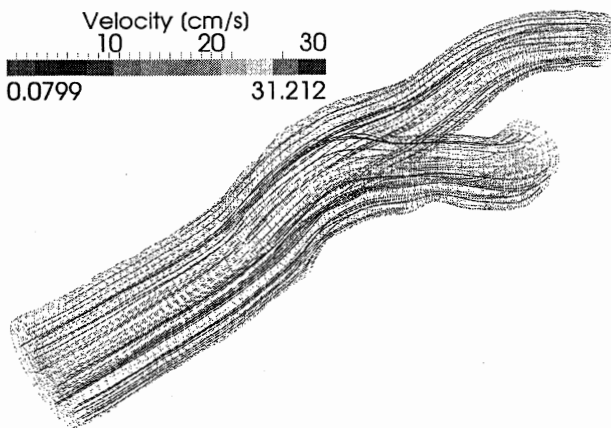


Figure 8. Velocity field in step 07 obtained by PAK-F

On the external carotid artery (ECA) where cross section is bigger and flow velocity is smaller there is low values of wall shear stress (fig. 9 and fig. 10). In these

areas where wall shear stresses have small values there is possibility for the occurrence of atherosclerosis.

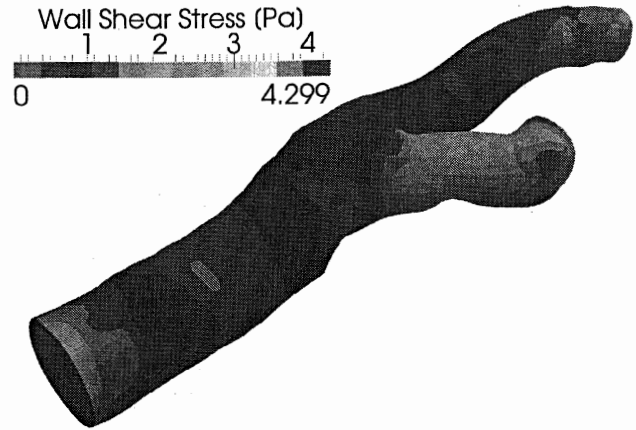


Figure 9. Wall shear stress in step 05 obtained by PAK-F



Figure 10. Wall shear stress in step 05 obtained by PAK-F

Fig. 9 and 10 shows wall shear stress in step 05 of cardiac cycle. In this step there is maximum value of wall shear stress at peak systolic flow.

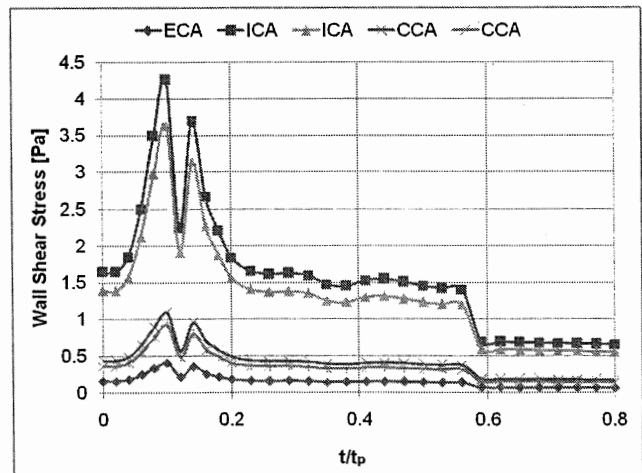


Figure 11. Comparison of WSS in the CCA, ICA and ECA during one time cycle obtained by PAK-F



## 5. CONCLUSION

Provided case study illustrates the application of PAK-F in the study of hemodynamic characteristics of carotid artery bifurcation. It can be seen that numerical results obtained by software PAK-F correspond well with results from software COMSOL Multiphysics. This is very important issue because it indicates that developed software – PAK-F is very precise software tool which can give inputs to cardiologists. Thanks to the obtained results, cardiologists are set in the role of decision makers. They have clear view about insight of the blood flow through carotid artery bifurcation, so they can suggest surgical intervention or not. That is the first part of this papers contribution. The other part of contribution corresponds to the fact that new software tool PAK-F is tested and its performances are measured. Software PAK-F is able to solve the problems of laminar viscous incompressible fluid flow. The combination of PAK-F with certain programs for pre-processing and post-processing gets a powerful tool that can be further upgraded in other areas such as soil mechanics, mechanics of solids, fracture mechanics, SPH, etc. The future research is going to be oriented to the upgrade of software that will give a platform for coronary arteries and heart malfunctioning simulation as well as air flow simulation that exists in human lungs. The nature of PAK-F set some limitations such as impossibility of solving turbulent fluid flow. Other limitations are related to the problems of analyzing compressible fluid flow which cannot be solved in this version of PAK-F.

Compared to the COMSOL Multiphysics, it can be concluded that PAK-F is enough user friendly according to the possibilities and ergonomics of the software. Diagrams and results are clear and can be exported to other software packages such as FEMAP, GiD, Paraview, IDEAS, PAK-G which make PAK-F very flexible and suited for the scientific research.

## 6. ACKNOWLEDGEMENT

The part of this research is supported by Ministry of Education and Science, Republic of Serbia, Grants TR32036, III41007 and OI175082.

## 7. REFERENCES

- [1] Goubergrits, L., Affeld, K., Fernandez-Brittoy, J. and Falcon, L. (2003), "Investigation of geometry and atherosclerosis in the human carotid bifurcations", *Journal of Mechanics in Medicine and Biology*, Vol. 3, No. 1, pp. 31-48.
- [2] Reneman, R., Arts, T. and Hoeks, A. (2006), "Wall Shear Stress – an Important Determinant of Endothelial Cell Function and Structure in the Arterial System in vivo", *Journal of Vascular Research*, Vol. 43, pp. 251-269.
- [3] Zarins, C.K., Giddens, D.P., Bharadvaj, B.K., Sotturrai, V.S., Mabon, R.F. and Glagov, S. (1983), "Carotid bifurcation atherosclerosis. Quantitative correlation of plaque localization with flow velocity profiles and wall shear stress", *Circulation Research*, Vol. 53, pp. 502-514.
- [4] Nguyen, K., Clark, C., Chancellor, T. and Papavassiliou, D. (2008), "Carotid geometry effects on blood flow and on risk for vascular disease", *Journal of Biomechanics*, Vol. 41, pp. 11-19.
- [5] Gupta, A.K. (2011), "Performance and Analysis of Blood Flow Through Carotid Artery", *International Journal of Engineering Business Management*, Vol. 3, No. 4, pp. 1-6.
- [6] Kojić, M., Filipović, N., Živković, M., Slavković, R., Grujović, N. (1999), *PAK-F, Program for FE Analysis of Fluid Flow with Heat Transfer, Users Manual*, Faculty of Mechanical Engineering of Kragujevac - Laboratory for Engineering Software, Kragujevac, Serbia.
- [7] Kojić, M., Slavković, R., Živković, M., Grujović, N. (1998), *Finite element method I – Linear analysis*, Faculty of Mechanical Engineering of Kragujevac, Kragujevac, Serbia.
- [8] Bathe, K.J. (1996), *Finite element procedures in engineering analysis*, Prentice-Hall, Englewood Cliffs, New Jersey, USA.
- [9] Kojić, M., Filipović, N., Stojanović, B., Kojić, N. (2008), *Computer Modeling in Bioengineering*, John Wiley & Sons Ltd, Chichester, England.
- [10] Perktold, K., Resch, M., and Peter, O. (1991), "Three-dimensional numerical analysis of pulsatile flow and wall shear stress in the carotid artery bifurcation model", *Journal of Biomechanics*, Vol. 24, pp. 409-420.
- [11] Perktold, K., Resch, M., and Florian, H. (1991), "Pulsatile non-Newtonian flow characteristics in a tree-dimensional human carotid bifurcation model", *Journal of Biomechanical Engineering*, Vol. 113, pp. 464-475.
- [12] Zhao, S.Z., Ariff, B., Long, Q., Hughes, A.D., Thom, S.A., Stanton, A.V. and Xu, X.Y. (2002), "Inter-individual variations in wall shear stress and mechanical stress distributions at the carotid artery bifurcation of healthy humans", *Journal of Biomechanics*, Vol. 35, pp. 1367-1377.
- [13] Soulis, J., Farmakis, T., Giannoglou, G. and Louridas, G. (2006), "Wall shear stress in normal left coronary artery tree", *Journal of Biomechanics*, Vol. 39, pp. 742-749.
- [14] Blagojević, M., Nikolić, A. and Živković, M. (2012), "Visualisation of field of fluid flow calculated by fem software PAK-F in post-processing software paraview", *YU INFO 2012, Book of Abstracts*, Kopaonik, Serbia.

# Softverske tehnologije za analizu protoka krvi u ljudskom telu

Aleksandar Nikolić, Milan Blagojević, Miroslav Živković, Aleksandar Aleksić i Slobodan Savić

## Rezime

Ovaj rad predstavlja pregled softverskih tehnologija koje se koriste u izučavanju protoka krvi u ljudskom telu. Predstavljene su osnovne jednačine protoka fluida, kao i osnova za kreiranje nezavisnog softverskog paketa PAK-F za računanje protoka viskoznog fluida. Simulacije bifurkacije protoka fluida kroz vratnu aortu su upoređene uz pomoć softvera PAK-F i COMSOL Multiphysics u studiji slučaja. Geometrija bifurkacije vratne aorte dobijena je pomoću analize slika sa CT skenera. Model konačnih elemenata je stvoren na osnovu stvarnog 3D geometrijskog modela. Predstavljeni numerički rezultati pokazuju da se razvijeni softver PAK-F dobro poklapa sa rezultatima dobijenim pomoću COMSOL Multiphysics softvera.

**Ključne reči:** bifurkacija, protok krvi, MKE, zidni napon smicanja

## **Focus and Scope**

In every facet of production and business systems, **International Journal of Industrial Engineering and Management (IJIEM)** advances engineering and management practice by offering both theoretical contributions and applicative techniques. **IJIEM** encompasses academic theory and effective management practice for both the internal and external environment of the organization and offers to academics, engineers and managers informative, novel and thought-provoking reading.

The aim of this quarterly journal is to publish theoretical works, significant researches, technical and methodological applications, surveys and case studies concerned with all aspects of Industrial Engineering and Management as well as empirical articles that will advance our understanding of industrial engineering and engineering management in organizations. The methodological approaches can be quantitative or mainly qualitative. Articles that are improving or extending theoretical approaches in this field are also welcome.

## **Topics**

Production Systems  
Automation, Robotics and Mechatronics  
Information and Communication Systems  
Quality, Maintenance and Logistics  
Safety and Reliability  
Organization and Human Resources  
Engineering Management  
Entrepreneurship and Innovation  
Project Management  
Marketing and Commerce  
Investment, Finance and Accounting  
Insurance Engineering and Management  
Media Engineering and Management  
Education and Practices in Industrial Engineering and Management

## **Peer Review Process**

**International Journal of Industrial Engineering and Management** selects articles following a double blind, peer review process. Once the editorial team has checked that the contribution follows the formatting and content author guidelines, it is sent to two anonymous reviewers with expertise in the field. Grounded on reviewer's recommendations, the editor will communicate the results of the evaluation to the corresponding author. The editor will communicate the overall result of the evaluation (rejected, accepted or accepted with modifications), including the reviewer's comments. If the article has been accepted with modifications, authors should send back to the journal a new version of the article, that will be reviewed again by the same team of reviewers. The authors can attach a letter to the editor, which should indicate the modifications made in the article following the editor's and reviewer's comments. If the authors decide not to follow a particular reviewer's instruction, they should explain their reasons for not doing so.

## **Publication Frequency**

**International Journal of Industrial Engineering and Management** is published four times a year. The four issues of one year are the four numbers of one volume. From time to time, **IJIEM** will publish issues devoted to specific research themes. These issues will have specific editors and specific calls for papers will be announced.

## **Open Access Policy**

**IJIEM** provides immediate open access to its content on the principle that making research freely available to the public supports a greater global exchange of knowledge.

## Reviewers

Dr Aleksandar Rodić, *Mihajlo Pupin Institute, Belgrade, Serbia*  
Prof. Branko Katalinić, *Viena University of Technology, Viena, Austria*  
Prof. Branislav Borovac, *University of Novi Sad, Novi Sad, Serbia*  
Prof. Branislav Jeremić, *University of Kragujevac, Kragujevac, Serbia*  
Prof. Borut Buchmeister, *University of Maribor, Maribor, Slovenia*  
Assis. prof. Bojan Lalić, *University of Novi Sad, Novi Sad, Serbia*  
Prof. Cvijan Kršmanović, *University of Novi Sad, Novi Sad, Serbia*  
Prof. Dragana Bečejski Vujaklija, *University of Belgrade, Belgrade, Serbia*  
Prof. Dragan Mrkšić, *University of Novi Sad, Novi Sad, Serbia*  
Prof. Dusan Malbaski, *University of Novi Sad, Novi Sad, Serbia*  
Prof. Dušan Surla, *University of Novi Sad, Novi Sad, Serbia*  
Prof. Dragan Spasic, *University of Novi Sad, Novi Sad, Serbia*  
Prof. Dragutin Stanivuković, *University of Novi Sad, Novi Sad, Serbia*  
Prof. Dragan Šešlija, *University of Novi Sad, Novi Sad, Serbia*  
Prof. Dušan Šormaz, *Ohio State University, Athens, USA*  
Prof. Edita Hekelova, *Slovak University of Technology, Bratislava, Slovakia*  
Prof. Filip Kulić, *University of Novi Sad, Novi Sad, Serbia*  
Prof. Franco Lombardi, *Politecnico di Torino, Torino, Italy*  
Prof. Franc Čuš, *University of Maribor, Maribor, Slovenia*  
Prof. Gerard MacMichael, *Galway-Mayo Institute of Technology, Galway, Ireland*  
Prof. Gradimir Ivanović, *University of Belgrade, Belgrade, Serbia*  
Prof. Henry Zhang, *Purdue University, West Lafayette, USA*  
Prof. Ilija Čosić, *University of Novi Sad, Novi Sad, Serbia*  
Prof. Ivica Veža, *University of Split, Split, Croatia*  
Prof. Ivan Beker, *University of Novi Sad, Novi Sad, Serbia*  
Prof. Iztok Palčič, *University of Maribor, Maribor, Slovenia*  
Prof. Kim Hua Tan, *University of Nottingham, UK*  
Prof. Kiril Kravčenko, *D. Mendeleev University of Chemical Technology, Moscow, Russia*  
Prof. Lars Medbo, *Chalmers University of technology, Gothenburg, Sweden*  
Prof. Larry Elwood, *Galway-Mayo Institute of Technology, Galway, Ireland*  
Assis. prof. Milovan Lazarević, *University of Novi Sad, Novi Sad, Serbia*  
Prof. Marina Mijanović Markus, *University of Montenegro, Podgorica, Montenegro*  
Prof. Miro Govedarica, *University of Novi Sad, Novi Sad, Serbia*  
Prof. Miodrag Stojiljković, *University of Niš, Niš, Serbia*  
Prof. Michael Poli, *Stevens Institute of Technology, New Jersey, USA*  
Assis. prof. Mitar Jocanovic, *University of Novi Sad, Novi Sad, Serbia*  
Prof. Nikola Gradojević, *Lakehead University, Ontario, Canada*  
Prof. Pavle Mogin, *Victoria University of Wellington, Wellington, New Zealand*  
Prof. Rado Maksimović, *University of Novi Sad, Novi Sad, Serbia*  
Prof. Slobodan Milojković, *University of East Sarajevo, Sarajevo, Bosnia and Hercegovina*  
Dr Snežana Pantelić, *Mihajlo Pupin Institute, Belgrade, Serbia*  
Prof. Stevan Stankovski, *University of Novi Sad, Novi Sad, Serbia*  
Prof. Sonja Ristic, *University of Novi Sad, Novi Sad, Serbia*  
Prof. Valentina Gečevska, *University of Skopje, Skopje, FJRM*  
Prof. Veljko Potkonjak, *University of Belgrade, Belgrade, Serbia*  
Prof. Vidosav Majstorovic, *University of Belgrade, Belgrade, Serbia*  
Prof. Yoshihiko Nakamura, *University of Tokyo, Tokyo, Japan*  
Prof. Zorica Uzelac, *University of Novi Sad, Novi Sad, Serbia*